

THE WIND BENEATH MY WINGS

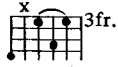
Words and Music by
LARRY HENLEY and JEFF SILBAR

Gently flowing, in 2

Bb(add C)

Eb(add F)

F/A

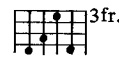


mp

Bb(add C)

pedal throughout

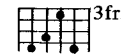
Eb(add F)



Bb



Eb(add F)



It must have been cold there in my shadow, —

Bb



to never have sunlight on your

E \flat (add F)



B \flat /D



Cm7



face. You were con -

tent to let me shine, that's your way,

you al - ways walked a step be - hind.

So, I was the one with all the
It might have ap - peared to go un -

E^b(add F)



B^b



glo - ry, while you — were the
no - ticed, but I've — got it

E^b/B^b



B^b



E^b(add F)



Gm7



3fr.

one with all — the strength.
all here in — my heart.

Cm7



3fr.

B^b/C



Fsus4



A beau - ti - ful face with - out — a name —
I want you to know I know — the truth, — of

F



Cm7



3fr.

B^b/C



Cm7



3fr.

for so long, — a beau - ti - ful smile to hide — the
course I know — it, I — would be: noth - ing with - out

Fsus4



F



D7/F#



Gm7



pain.
you.

Did you ev - er know_

F/Eb



Eb



Bb



F/A



— that you're_ my he - ro,

Gm7



F/Eb



Eb



Bb



and ev - 'ry - thing I would like to _____ be?

F/A



F



D/F#



Gm7



F/Eb



Eb



I can fly high - er than an

B \flat F/A Gm7 Cm7 To Coda

ea - gle, 'cause you are the

Detailed description: This system contains the first two measures of the piece. The guitar part features chords B \flat , F/A, Gm7, and Cm7. The vocal line begins with the lyrics 'ea - gle, 'cause you are the'. The piano accompaniment provides harmonic support with chords and moving lines in both hands.

Fsus4 F 1. B \flat (add C) 3fr.

wind be - neath my wings.

Detailed description: This system contains the next two measures. The guitar part includes chords F $\text{sus}4$, F, and B \flat (add C) with a 3-finger fingering. The vocal line continues with 'wind be - neath my wings.'. The piano accompaniment features a long melodic line in the right hand and a steady bass line.

E \flat (add F) 3fr. 2. B \flat E \flat /B \flat B \flat F/A

wings.

Detailed description: This system contains the final two measures of the main section. The guitar part includes chords E \flat (add F) with a 3-finger fingering, and a second ending with chords B \flat , E \flat /B \flat , B \flat , and F/A. The vocal line ends with 'wings.'. The piano accompaniment concludes the section with a final chord and a fermata.

Coda B \flat /F F B \flat (add C) 3fr.

wind be - neath my wings.

Detailed description: This system contains the Coda section. The guitar part includes chords B \flat /F, F, and B \flat (add C) with a 3-finger fingering. The vocal line repeats the phrase 'wind be - neath my wings.'. The piano accompaniment provides a final harmonic setting of the phrase.

E^b(add F)/B^b



Musical notation for the first system, including a treble clef staff with a whole rest and a grand staff with piano accompaniment.

B^bsus2



F7sus4/E^b



Musical notation for the second system, including a treble clef staff with lyrics "Fly, _____ fly, _____" and a grand staff with piano accompaniment.

B^b(add C)



B^b/D



Musical notation for the third system, including a treble clef staff with lyrics "fly a - way, — you let —" and a grand staff with piano accompaniment.

F7sus4/E^b



F/A



B^bsus2



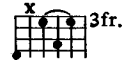
Musical notation for the fourth system, including a treble clef staff with lyrics "me fly — so — high. — Oh, — fly, —" and a grand staff with piano accompaniment.

F7sus4/Bb



fly, _____ so

Bb(add C)



Bb/D



F7sus4/Eb

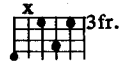


high a - gainst the sky, so high I al - most touch.

F/A



Bb(add C)



the sky. Thank you, thank you, thank

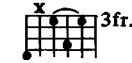
Eb/Bb



Fsus4



Bb(add C)



God for you, the wind be - neath my wings.