

ANGEL

Words and Music by
SARAH McLACHLAN


Moderate $\text{♩} = 126$
Guitar capo 1 → C



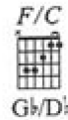
Piano → D \flat

The first system of the score consists of three staves. The top staff is a guitar line with a treble clef and a key signature of two flats (B-flat and E-flat). It begins with a whole rest for four measures. The middle and bottom staves are a piano accompaniment with a grand staff (treble and bass clefs) and a 3/4 time signature. The piano part starts with a piano (*mp*) dynamic. The first two measures feature a sustained chord of D-flat major (F, A-flat, C). The next two measures feature a sustained chord of F major with a C in the bass (F, C, A-flat, C).

(with pedal)



D \flat



F/C
G \flat /D \flat

The second system continues the musical score. The guitar part (top staff) has a whole rest for the first two measures, then plays a quarter note F (with C in the bass) in the third measure, followed by quarter notes A-flat, C, and F in the fourth measure. The piano accompaniment (middle and bottom staves) continues with the same chords as the first system. The lyrics "1. Spend all your time" are written below the guitar staff.

1. Spend all your time

Verse:

Dm7



E \flat m7



F

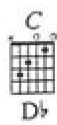
G \flat

The third system is the beginning of the verse. The guitar part (top staff) starts with a repeat sign. It plays a quarter note D-flat, a quarter note F (with C in the bass), a quarter note A-flat, and a quarter note C. The piano accompaniment (middle and bottom staves) plays a sustained chord of D-flat major (F, A-flat, C) for the first two measures, then changes to a sustained chord of F major with a C in the bass (F, C, A-flat, C) for the next two measures. The lyrics "wait - ing straight life. for that and ev - 'ry - where chance... you turn For a there's" are written below the guitar staff.

wait - ing
straight life.

for that
and ev - 'ry - where
chance...
you turn

For a
there's



C

F(9)/A



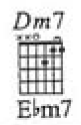
G♭(9)/B♭

G



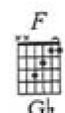
A♭

break that would make it o - kay. There's al - ways some
vul - tures and thieves at your back. The storm keeps on



Dm7


E♭m7



F

G♭

rea - son to feel not good e - nough, and it's
twist - ing. Keep on build - ing the lies. that you



C

D♭

F(9)/A




G♭(9)/B♭

G



A♭

hard make at the end of the day. I need some dis -
make up for all that you lack. It don't make no



Dm7

E♭m7



F

G♭

trac - tion, oh, beau - ti - ful re - lease.
dif - fer - ence, es - cape them one last time.



D♭



G♭(9)/B♭



A♭

Mem - o - ries seep from my — veins and may be
It's eas - i - er to be - lieve in this sweet

Dm7



E♭m7




F

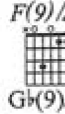


G♭

emp - ty. Oh, how weight - less, then may - be I'll
mad - ness. Oh, this glo - ri - ous sad - ness that



D♭



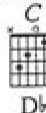
G♭(9)/B♭



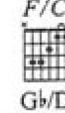
A♭

find brings some peace to my night. } In the
to my knees. }

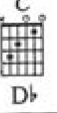
Chorus:



D♭



G♭/D♭



D♭

arms of the an - gel far - a -

Em7



Fm7

Musical staff with lyrics: way _____ from here, from this

Piano accompaniment for the first system

F



Gb

Musical staff with lyrics: dark, cool ho - tel room and the

Piano accompaniment for the second system

C



Db

A m7



Bbm7

G7



Ab7

Musical staff with lyrics: end - less - ness that you fear, _____ you are _____

Piano accompaniment for the third system

C



Db

Musical staff with lyrics: pulled from the wreck - age of your

Piano accompaniment for the fourth system

Em7

Fm7

si - lent rev - er - ie.

You're in the

F

G \flat

Fsus

G \flat sus

F

G \flat

arms

of the an - gel

where you

C

D \flat

A m 7

B m 7

G7

A \flat

1.

find

some com - fort

C

D \flat

F/C

G \flat /D \flat

here.

C
D \flat

F/C
G \flat /D \flat

2. So tired of the

2.

C
D \flat

some com - fort here.

F
G \flat

Fsus
G \flat sus

F
G \flat

You're in the arms of the an - gel.

C
D \flat

A m7
B \flat m7

G7
A \flat

May you find

some com - fort here.

The first system of music features a vocal line in the upper staff and a piano accompaniment in the lower staves. The vocal line contains the lyrics "some com - fort here." with a long note on "fort" and a dotted note on "here." The piano accompaniment consists of chords and moving lines in both hands. Chord diagrams for D^b and G^b/D^b are shown above the vocal staff.

The second system continues the piano accompaniment from the first system. It features chords and moving lines in both hands. Chord diagrams for D^b and F/C G^b/D^b are shown above the system.

The third system continues the piano accompaniment. It features chords and moving lines in both hands. A chord diagram for D^b is shown above the system.

The fourth system continues the piano accompaniment. It features chords and moving lines in both hands. Chord diagrams for F/C G^b/D^b and D^b are shown above the system.