

# Bat Boy: The Musical

Piano/Conductor

## COMFORT AND JOY

[Rev. 12/2/01]

Music and Lyrics by  
LAURENCE O'KEEFE

Arranged and Orchestrated by  
LAURENCE O'KEEFE  
ALEX LACAMOIRE

**CUE:**  
**BAT BOY:** "Thank you, Mrs. Parker."

#1. [BAT BOY bumps into PARKER]  
(GO)

#2. [PARKER steps in front of BAT BOY]  
#3. [BAT BOY steps around PARKER]  
#4. [BAT BOY sits down and crosses his legs]  
#5. **BAT BOY:** "I'm sorry I tried to hurt you."

**Allegro** ♩ = 150

**VAMP**

Evil Reverby Bass Drum

*mf*

**PARKER:** "Are you hungry, Edgar?" (go)

**BAT BOY:** [sobs]  
**PARKER:** "You're crying. Why are you crying?"  
**BAT BOY:** "Because I'm hungry."  
**PARKER:** "You know that I'll feed you."  
**BAT BOY:** "I know. Dr. Parker, in Genesis 9, verse 4, God says to Noah, 'Blood shall ye not eat.'" (GO ON)

**VAMP**

b1 b2 d

+Bs

**PARKER:** "Hmm. That's pretty clear, isn't it?"  
**BAT BOY:** "A commandment from God Himself! Do you think I'll ever be able to stop?"  
**PARKER:** "Do you think you can?"  
**BAT BOY:** "Yes...*(go on in here)* ...Maybe."

**PARKER:** "Well, if you think you can, perhaps you can. It's all a matter of will power, I suppose. But, then again, if it's part of your nature, that's a tougher problem for you."  
(GO RABBIT)

Gtr wail on CUE:  
**BAT BOY:** "It's not dead."  
(GO ON)

RABBIT (any time)  
K2[Pno]

**VAMP**

**VAMP**

*sfz* K2[Trem Stgs]

Last X only [Pno]

*p*

**PARKER:** "Hmm?"

**BAT BOY:** "It's not dead."

**PARKER:** "Oh. Yes. Well, you don't need me to kill it for you, do you? Hey, perhaps this would be a good time to test yourself..." (GO ON)

"...Can you resist?  
Try Psalm 23."  
(GO ON)

**BAT BOY:** "Oh, yes. I see.  
'Yea, though I walk through the valley of the shadow of Death, I will fear no evil'..."

Musical score for the first system. It consists of a piano part (left hand and right hand) and a guitar part. The piano part has two staves. The guitar part is on a single staff. There are two 'VAMP' markings above the piano part. Dynamics include *mp* and *mf*. A '+Gtr' marking is present above the guitar part. The system ends with '4 Xs'.

"... 'For Thou art with me. Thy rod and thy staff they comfort me. Thou preparest a table before me in the presence of mine enemies.'"

Musical score for the second system. It includes a vocal line for Parker and piano accompaniment. The vocal line starts at measure 7 and ends at measure 10. The piano part has two staves. There are 'v' markings above the piano part. The system ends with 'PARKER: You'.

Musical score for the third system. It includes a vocal line and piano accompaniment. The vocal line starts at measure 11 and ends at measure 12. The piano part has two staves. There are 'v' markings above the piano part. The lyrics are: "lit - tle creep, — you're gon - na pay. — I won't be shoved out of the way. — Oh".

13 no... Oh no... 14 And I could make a so-lid case For 15

VOICES IN HEAD:

*mp* Oh no! *mf* Oh no.

Piano accompaniment for measures 13-15, featuring a rhythmic pattern of eighth notes in the right hand and a bass line in the left hand.

16 smashing in your fil-thy face. Shut up! Shut up! 17 18

Kill him! Kill him!

Piano accompaniment for measures 16-18, continuing the rhythmic pattern and including a key signature change to D major at the end of measure 18.

This page is intentionally  
left blank for page turns

19 I got a spade and a bur - lap sack!\_\_\_\_\_ 20 21 And there's a hole in the yard\_\_\_\_\_

*mf* Kill him now!

22 - out\_ back!\_\_\_\_\_ 23 24 But if I fill it she'll ask\_\_\_\_\_ me why...\_\_\_\_\_

Kill him now! *p* Kill him now!...

25 So I've got one thing to do \_\_\_\_\_ be - fore you die... \_\_\_\_\_ WAIT!

26

27

Now!... \_\_\_\_\_ Now!... \_\_\_\_\_

*cresc.*

Detailed description: This system contains the first three measures of the piece. The vocal line starts with measure 25, marked with a fermata. The lyrics are "So I've got one thing to do \_\_\_\_\_ be - fore you die... \_\_\_\_\_ WAIT!". Measure 26 begins with the lyrics "Now!... \_\_\_\_\_ Now!... \_\_\_\_\_". The piano accompaniment features a steady eighth-note pattern in the right hand and a bass line in the left hand. A "cresc." (crescendo) marking is placed above the piano part in measure 27.

28 She will see what you are. \_\_\_\_\_ I will win back my bride. \_\_\_\_\_ She her - self will de - cide

29

30

My bride....

*sub. p*

Detailed description: This system contains measures 28 through 30. The vocal line continues with the lyrics "She will see what you are. \_\_\_\_\_ I will win back my bride. \_\_\_\_\_ She her - self will de - cide". In measure 29, the lyrics "My bride...." are written below the vocal line. The piano accompaniment continues with the same rhythmic pattern as the first system. A "sub. p" (subito piano) marking is placed above the piano part in measure 28.


21 To get rid of the boy 32 She'll ad-mit she was wrong, She'll re-turn be-fore long




Rid of the boy... Was wrong... Fore long...



Gtr





cresc.



34 She'll be sing - ing a song 35 Full of com - fort and



A song...



36 37 38

joy. Com - fort and

Com fort and joy. Com - fort and joy!

*mf*

39 40

joy! Com - fort and joy!

1 1



Musical score for measures 41-43. The score includes vocal lines and piano accompaniment. The key signature is three sharps (F#, C#, G#) and the time signature is 4/4. Measure 41 starts with a treble clef and a whole note chord. Measure 42 has a vocal line with lyrics and piano accompaniment. Measure 43 continues the vocal line and piano accompaniment. The piano part features a bass line with an 8va marking and various chords.

Musical score for measures 44-46. The score includes vocal lines and piano accompaniment. The key signature is three sharps (F#, C#, G#) and the time signature is 4/4. Measure 44 has a vocal line with lyrics and piano accompaniment. Measure 45 continues the vocal line and piano accompaniment. Measure 46 continues the vocal line and piano accompaniment. The piano part features a guitar (Gtr) line and various chords. The lyrics are: "Com - fort and joy! Com - fort and joy! - the Bat Boy!".

47 ho-ney, I a-po-lo-gize; 48 You've real-ly o-pened up my eyes. 49 Yes wa

SHELLEY:

No way.

50 Yes way! 51 I'm - lay - ing out your Sun - day best, 3 So

way!

52 brush your teeth and get some rest. 3 All right? 53 All right. 54

No way! All right!

55 Now when they see him they'll make \_\_\_\_\_ a fuss, \_\_\_\_\_ We got-ta smile like we just \_\_\_\_\_

56 Is that true?

K2[Org] *mf*

58 \_ don't\_ care. \_\_\_\_\_ 59 They put their pants on the same \_\_\_\_\_ as \_\_\_\_\_ us. \_\_\_\_\_ 60

That's not fair! Yes they do!

61 So just i - ma - gine them in \_\_\_\_\_ their un - der - wear! 62 63

And then \_\_\_\_\_ this \_\_\_\_\_ time

64 He will show that he's not. 65 What they're ter - ri - fied of, 66

I swear... He's not. Fied of.

Gtr

Bs

67 He will show them a love. 68 They can ne - ver des - troy. 69 If we prove that they're wrong,

A love. Ne - ver des - troy. If we prove that they're wrong,

70 They'll come 'round be-fore long \_\_\_\_\_ And we'll all sing a song \_\_\_\_\_ Full of com - fort and

71

72 They'll come round be-fore long \_\_\_\_\_ And we'll all sing a song \_\_\_\_\_ com - fort and

73 joy. \_\_\_\_\_ Com - fort and

74

75 joy. \_\_\_\_\_ Com - fort and

**TOWNSFOLK:**  
(men only)

Com - fort and joy. \_\_\_\_\_ Yeah! \_\_\_\_\_ Com - fort and

**+WOMEN**

Yeah! \_\_\_\_\_ Com - fort and

76 joy!

77 joy!

com - fort and joy!

com - fort and joy!

78 79 80 81

**PARKER:**

Stop \_\_\_\_\_ the Bat Boy!

**TOWNSFOLK:**

Com fort and \_\_\_\_\_ joy, Com - fort and joy! Com-fort and \_\_\_\_\_ joy! [hubbub] *f*

*f* drum fill

**SHERIFF:**

Settle down, people! We want to make sure the Revival goes off without a hitch, so let's go over the schedule. Listen up:

82 83 84 85

[hubbub; silenced by SHERIFF]

[Chorus Wurlitzer]

*mp*

Bs/Gtr

86 87

**SHERIFF:**  
From nine to twelve\_\_ he does the hea - ling;

**MAGGIE:**  
You hush up.

**NED:**  
You hush up.

Sher - iff...

*mf*

88 At noon he'll bless the fields and plows; 89 Then lunch is from one-thir-ty.. 90

Musical staff for measures 88-90. Measure 88: Treble clef, G4 quarter, A4 quarter, B4 quarter, C5 quarter. Measure 89: Treble clef, G4 quarter, A4 quarter, B4 quarter, C5 quarter. Measure 90: Treble clef, G4 quarter, A4 quarter, B4 quarter, C5 quarter.

MAGGIE:

ROY: Hush up! NED:

Musical staff for measures 88-90. Measure 88: Treble clef, G4 quarter, A4 quarter, B4 quarter, C5 quarter. Measure 89: Treble clef, G4 quarter, A4 quarter, B4 quarter, C5 quarter. Measure 90: Treble clef, G4 quarter, A4 quarter, B4 quarter, C5 quarter.

Trac-tors too?

Sher-iff,

Piano accompaniment for measures 88-90. Measure 88: Treble clef, G4 quarter, A4 quarter, B4 quarter, C5 quarter. Measure 89: Treble clef, G4 quarter, A4 quarter, B4 quarter, C5 quarter. Measure 90: Treble clef, G4 quarter, A4 quarter, B4 quarter, C5 quarter.

91 And as it seems that time al-lows: 92 93 "Three to Ten: The Bles-sing of the

Musical staff for measures 91-93. Measure 91: Treble clef, G4 quarter, A4 quarter, B4 quarter, C5 quarter. Measure 92: Treble clef, G4 quarter, A4 quarter, B4 quarter, C5 quarter. Measure 93: Treble clef, G4 quarter, A4 quarter, B4 quarter, C5 quarter.

MAGGIE:

Hush!

what a-bout my Ger-tie?

Musical staff for measures 91-93. Measure 91: Treble clef, G4 quarter, A4 quarter, B4 quarter, C5 quarter. Measure 92: Treble clef, G4 quarter, A4 quarter, B4 quarter, C5 quarter. Measure 93: Treble clef, G4 quarter, A4 quarter, B4 quarter, C5 quarter.

Piano accompaniment for measures 91-93. Measure 91: Treble clef, G4 quarter, A4 quarter, B4 quarter, C5 quarter. Measure 92: Treble clef, G4 quarter, A4 quarter, B4 quarter, C5 quarter. Measure 93: Treble clef, G4 quarter, A4 quarter, B4 quarter, C5 quarter.



94

Cows."

SHERIFF to ENSEMBLE staff

TOWNSFOLK:

yyyyYes! The bless - ing of the cows!...

Boy, that preach - er's a pro!...

yyyyYes! The bless - ing of the cows!...

Boy, that preach - er's a pro!...

R.H. *glisc.*

L.H.

95

96

Gives a heck of a show!

LORRAINE:

Just like Siegfried and Roy!...

97

Gives a heck of a show!

This page is intentionally  
left blank for page turns

TOWNSFOLK:

+PARKERS:

98 He'll bring Com - fort and Joy! 99 So if no - thing goes wrong...

He'll bring Com - fort and Joy! So if no - thing goes wrong...

100 Yes if no - thing goes wrong... 101 Lord if no - thing goes wrong,

Yes if no - thing goes wrong... Lord if no - thing goes wrong,

102 - we'll have Com - fort and... 103 Com - fort and Joy, Com - fort and Joy, Joy... 104

- we'll have Com - fort and... Com - fort and Joy, Com - fort and Joy,

[Wurlitzer+Horns]

sub. p

*cresc. poco a poco*

105 Lord, we need some Com - fort and Joy.

106 Lord, we need some Com - fort and Joy.

*cresc.*

107 A - ny means you'd care to em - ploy;

108 Won't you send us Com

109 Won't you send us Com -

*mf* *cresc.*

110 fort And Joy?...

111 fort And Joy?...

112

*rall.*

[+Timp up to C#2]

Segue to "Comfort & Joy Part 2"

**This page is intentionally  
left blank for page turns**



# COMFORT AND JOY (Part 2)

[Rev. 11/13/01]

Music and Lyrics by  
LAURENCE O'KEEFE

Arranged and Orchestrated by  
LAURENCE O'KEEFE  
ALEX LACAMOIRE

In 2  $\text{♩} = 66$

BAT BOY: "Dear God..."

The musical score consists of two systems. The first system is a piano introduction in 2/4 time, marked *mp*. It features a right-hand part with chords and a left-hand part with a sustained bass line. Annotations include "K2[Pno]" above the right hand, "[Pno] [Add Stgs Bb2 and below]" above the left hand, and "w/ pedal" below the left hand. The second system includes a vocal line for "BAT BOY" starting on a B-flat clef, with lyrics: "I'm still not sure how peo-ple pray, or what one does with one's hands...". The piano accompaniment continues with chords in the right hand and a sustained bass line in the left hand.

BB

9 10 11 12

But please, my thirst grows ev-'ry day, I feel it burn in my glands;

K2[Stg Pad]

+K2[Stg Pad] +Bs

BB

13 14 15 16

Please wont you change the way I am, or prove I'm hu-man un-der-neath;

*mf*

BB

17 18 19

Or if you just don't give a damn, you could at least

Ooh, ooh.

*cresc.*

BB

20 21 22 rit.

- get rid of thethe...

Aah ah! Aah,



A Tempo (in 4); Deliberately ♩ = 124

BB

23

If I can't prove them wrong, show me where I be - long;

Aah!

*f* 3

Bs *p*..

BB

25

For a hun - ger so strong kills all com - fort and

Aah!

Com - fort and

3

*p*..

accel poco a poco

BB

joy! If you'd make me com-plete, I'll a-void all red meat, I'll eat no-thing but soy

joy!

3 3

^ ^

♩ = 136

accel poco a poco

BB

to have com - fort and Joy!

Pkr

By next week you'll be gone,

Com - fort and...

*ad lib.*  
*mf*  
A B Bs

BB

Com - fort and

Pkr

Six feet un - der my lawn. I'll have no - bo - dy toy with my com - fort and

NED/MAGGIE:  
SHRE/BUD/MRS. T/LORRAINE:

C#

**SHELLEY/MEREDITH:**

*♩ = 144*

35 He will come out a champ; 36 It's just like sum-mer camp! 37 They'll get used to the boy,

Joy!

joy!

joy!

joy!

A B C#

38 Hell bring com - fort and 39 joy...

Com - fort and Joy...

Com - fort and joy...

Com - fort and...

**MAGGIE/NED:**

**BUD/LORRAINE:** God please give us your word:

Com - fort and joy!

A B

S/M 40 41 42 Com - fort and

BB Com - fort and

Pkr Com - fort and

Cure the plague on the herd. We don't mean to an- noy, but send com - fort and

Com - fort and

S/M 43 = 148 44 45 Joy, Joy, Joy!

BB Com - fort and joy, com - fort and joy! Joy!...

Pkr joy, Joy, Joy!

joy, joy, Joy!

A B C#

S/M 46 47 48

Com - fort and Joy, Joy...

BB

Pkr

Com - fort and Joy, Joy!

Com - fort and Joy, Joy!

cresc. A B

S/M 49 50 51 52

Com - fort and... joy! Com - fort and...

BB

Pkr

Stop the Bat... Boy! Stop... the Bat Boy! Com - fort and... joy! Com - fort and...

Stop the Bat... Boy! Stop... the Bat Boy! Com - fort and... joy! Com - fort and...

[Parker cuts the rabbit open]

LK Boom

L'istesso Tempo

53 54 55 56

S/M

Joy!

Pkr

Joy!

Joy!

K2[Sfz Stgs]

[Harp w/ Reverb and Delay; doubled 8va]

ff [Horns]

[+Stgs up to A2]

v

v

57 58 59

S/M

molto rall.

Pkr

[+Soft Chimes]

v

v

Ominous ♩ = 132

Musical score for measures 60-63. The score includes parts for S/M (Saxophone/Melodica), Pkr (Percussion), and piano accompaniment. The piano part features a bass line with notes marked 'Bs' and a treble part with chords and dynamics like 'p'. Measure numbers 60, 61, 62, and 63 are indicated at the top of the S/M staff.

RUTHIE: "Dr. Parker, what are you doing here?"

PARKER: "Don't worry, Ruthie, everything is going to be all right. The Bat Boy is doing this to you. He's a beast. He's a monster. He can't control himself. We're all going to miss you very much." Parker injects Ruthie.

RUTHIE: "Dr. Parker, what are you doing?"

PARKER: "The Bat Boy will pay for what he's done to you, Ruthie. I'll see to that." (GO ON)

Musical score for measures 64-66. The score includes a guitar part and piano accompaniment. The guitar part starts at measure 64 and includes instructions: "3 Xs", "+Gtr/K2[Trem Stgs]", and "VAMP". The piano part features a bass line and a treble part with chords. Dynamics like "pp" are indicated.



accel. poco a poco

Musical score for measures 66-68. The vocal line (top staff) contains the lyrics: "Com - fort and Joy, Com fort and Joy. Com - fort and Joy. Com". The piano accompaniment (bottom staves) includes a piano (*p.*) dynamic marking and a crescendo (*cresc.*) marking. The key signature changes from 3/4 to 4/4 at measure 67.

Musical score for measures 69-71. The vocal line (top staff) contains the lyrics: "fort and Joy. Com - fort and Joy, Com - fort And Joy,". The piano accompaniment (bottom staves) includes a mezzo-forte (*mf*) dynamic marking and a section marked "+PARKER:". The key signature changes from 4/4 to 3/4 at measure 70.

72 73 74 75  $(\text{♩} = \text{♩})$

Aah! Aah! Aah! Aah! Aah! Aah! Aah! Aah!

→ [Pipe-y Organ/Brass]

*cresc.* *f* [Pipe-y Organ/Brass]

$(\text{♩} = \text{♩})$  **Broadly**  $\text{♩} = 100$

76 77 78

Ah! Hah ah ah, Ah! Hah ah ah, Ah Hah ah ah

*ff* *marc.*

79 80 81

Ah Ah Aah!

LK Boom