

KEYBOARD SCORES

16 page



ADAPTATION AND TRANSCRIPTION BY DEUDET COPPEN

TELEPHONE

Lady GaGa featuring Beyoncé

TOQUE TECLADO

TELEPHONE

Lady GaGa featuring Beyoncé

Words and Music by Lady Gaga, Rodney "Darkchild" Jerkins

Copyright © 2010 Adaptation and Transcription by Deusdet Coppen Publishing

Rights for Artist Lady GaGa Featuring Beyoncé assigned to MUSIC - Score free

レディ・ガガ TELEPHONE - Mステ LADY GAGA

$\text{♩} = 120$

Piano

mp

pedal

The musical score is written for piano in 4/4 time with a tempo of 120 beats per minute. It is in the key of B-flat major. The score is divided into four systems. The first system starts with a piano (*Piano*) dynamic and a mezzo-piano (*mp*) dynamic marking. It includes a 'pedal' instruction and a 'Ped.' marking. The second and third systems continue the melodic and harmonic development. The fourth system begins with a mezzo-forte (*mf*) dynamic marking.

First system of musical notation, featuring a treble and bass clef. The music is in a minor key and includes a mezzo-piano (*mp*) dynamic marking. The melody in the treble clef consists of eighth and sixteenth notes, while the bass clef provides a steady accompaniment of eighth notes.

Second system of musical notation, continuing the piece. It maintains the same melodic and harmonic structure as the first system, with a consistent eighth-note accompaniment in the bass and a more active melody in the treble.

Third system of musical notation, marked mezzo-forte (*mf*). The treble clef features a more complex, rhythmic melody with some chords, while the bass clef continues with a steady eighth-note accompaniment.

Fourth system of musical notation, continuing the *mf* section. The treble clef melody becomes more intricate with some sixteenth-note passages, and the bass clef accompaniment remains consistent.

Fifth system of musical notation, concluding the page. The treble clef melody features some chords and rests, while the bass clef accompaniment continues with eighth notes.

First system of musical notation, featuring a treble and bass clef. The treble clef contains a melodic line with eighth and sixteenth notes. The bass clef contains a rhythmic accompaniment with eighth notes and a steady bass line.

Second system of musical notation, featuring a treble and bass clef. The treble clef contains a melodic line with eighth and sixteenth notes. The bass clef contains a rhythmic accompaniment with eighth notes and a steady bass line.

Third system of musical notation, featuring a treble and bass clef. The treble clef contains a melodic line with eighth and sixteenth notes. The bass clef contains a rhythmic accompaniment with eighth notes and a steady bass line.

Fourth system of musical notation, featuring a treble and bass clef. The treble clef contains a melodic line with eighth and sixteenth notes. The bass clef contains a rhythmic accompaniment with eighth notes and a steady bass line.

Fifth system of musical notation, featuring a treble and bass clef. The treble clef contains a melodic line with eighth and sixteenth notes. The bass clef contains a rhythmic accompaniment with eighth notes and a steady bass line.

First system of musical notation, consisting of a grand staff with a treble clef on the upper staff and a bass clef on the lower staff. The key signature has two flats (B-flat and E-flat). The music features a steady eighth-note accompaniment in the bass and a more complex melodic line in the treble.

Second system of musical notation, continuing the piece. The bass line remains consistent with eighth notes, while the treble line introduces some chordal textures and rests.

Third system of musical notation, featuring a repeat sign at the beginning. The text "(4 x) Repet" is written above the treble staff. The music concludes with a double bar line.

Fourth system of musical notation, showing a continuation of the eighth-note accompaniment in the bass and a melodic line in the treble.

Fifth system of musical notation, the final system on the page. It concludes with a double bar line and a fermata over the final note in the treble staff.

First system of musical notation, consisting of a grand staff with a treble clef on the upper staff and a bass clef on the lower staff. The key signature has two flats (B-flat and E-flat). The music features a complex, rhythmic melody in the treble clef with many sixteenth and thirty-second notes, and a steady bass line in the bass clef.

Second system of musical notation, continuing the grand staff from the first system. The treble clef part continues with intricate rhythmic patterns, while the bass clef part maintains a consistent accompaniment.

Third system of musical notation. The treble clef part shows a change in texture with some rests and more spaced-out notes, while the bass clef part continues its accompaniment.

Fourth system of musical notation. The treble clef part features a series of chords and rests, creating a more static texture compared to the previous systems. The bass clef part continues with its accompaniment.

Fifth system of musical notation, the final system on the page. The treble clef part concludes with a few notes and rests, and the bass clef part ends with a final chord and a double bar line.

TELEPHONE

Lady GaGa featuring Beyoncé

Words and Music by Lady Gaga, Rodney "Darkchild" Jerkins

Copyright © 2010 Adaptation and Transcription by Deusdet Coppen Publishing

Rights for Artist Lady GaGa Featuring Beyoncé assigned to MUSIC - Score free




レディ・ガガ TELEPHONE - Mステ LADY GAGA


♩ = 120

Keyboard

The musical score for the keyboard part of 'Telephone' is presented in five staves. The tempo is marked as ♩ = 120. The key signature is F minor (two flats). The time signature is 4/4. The score begins with a guitar chord diagram for Fm. The first staff contains a melodic line with eighth and sixteenth notes. The second staff continues the melody with eighth notes. The third staff features a more rhythmic pattern with eighth notes. The fourth and fifth staves continue the melodic development. Each staff is accompanied by a guitar chord diagram for Fm, A♭ (4fr), B♭, and Fm.

The image displays nine staves of musical notation, likely for guitar, in a key signature of three flats (B-flat major or D-flat minor). Each staff begins with a treble clef and a key signature of three flats. The notation includes melodic lines and guitar chord diagrams. The chords are Fm, Ab, Bb, and Fm, arranged in a repeating sequence across the staves. Each staff contains a 7-measure rest symbol, indicating a specific rhythmic pattern or a section to be repeated. The music is written in a style typical of guitar tablature, with notes and rests placed on a five-line staff.

Fm  Bbm  Fm 



Fm  Ab  Bb  Fm 



Fm  Ab  Bb  Fm 



Fm  Ab  Bb  Fm 



Fm  Ab  Bb  Fm 



Fm  Ab  Bb  Fm 



Fm  Ab  Bb  Fm 



Fm  Ab  Bb  Fm 



Fm A^b B^b Fm

Fm A^b B^b Fm

Fm A^b B^b Fm

Fm A^b B^b Fm

D^b A^b B^b Fm

D^b A^b B^b Fm

Fm A^b B^b Fm

CHORDS FOR KEYBOARD

Ab



Bb



Fm



Db



Lady GaGa featuring Beyoncé



Title: Telephone

Performed by: Lady GaGa Featuring Beyoncé

Arranger: Deusdet Coppen

Instruments: Piano, keyboard

Telephone (Feat. Beyoncé)

Lady Gaga

Composição: Lady Gaga, Rodney "Darkchild" Jerkins

Hello, hello, baby;
You called, I can't hear a thing.
I have got no service
in the club, you see, see...
Wha-Wha-What did you say?
Oh, you're breaking up on me...
Sorry, I cannot hear you,
I'm kinda busy.

K-kinda busy
K-kinda busy
Sorry, I cannot hear you, I'm kinda busy.

Just a second,
it's my favorite song they're gonna play
And I cannot text you with
a drink in my hand, eh...
You shoulda made some plans with me,
you knew that I was free.
And now you won't stop calling me;
I'm kinda busy.

Stop calling, stop calling,
I don't wanna think anymore!
I left my head and my heart on the dance floor.
Stop calling, stop calling,
I don't wanna talk anymore!
I left my head and my heart on the dance floor.

Eh, eh, eh, eh, eh, eh...
Stop telephoning me!
Eh, eh, eh, eh, eh, eh...
I'm busy!

Can call all you want,
but there's no one home,
and you're not gonna reach my telephone!
Out in the club,
and I'm sippin' that bub,
and you're not gonna reach my telephone!

Call when you want,
but there's no one home,
and you're not gonna reach my telephone!
Out in the club,
and I'm sippin' that bub,
and you're not gonna reach my telephone!

Boy, the way you blowing up my phone
won't make me leave no faster.
Put my coat on faster,
leave my girls no faster.
I shoulda left my phone at home,
'cause this is a disaster!
Callin' like a collector -
sorry, I cannot answer!

Not that I don't like you,
I'm just at a party.
And I am sick and tired
of my phone r-ringing.
Sometimes I feel like
I live in Grand Central Station.
Tonight I'm not taking no calls,
'cause I'll be dancing.

'Cause I'll be dancing
'Cause I'll be dancing
Tonight I'm not takin' no calls, 'cause I'll be dancin'!

Stop callin', stop calling,
I don't wanna think anymore!
I left my head and my heart on the dance floor.
Stop callin', stop calling,
I don't wanna talk anymore!
I left my head and my heart on the dance floor.

Eh, eh, eh, eh, eh, eh...
Stop telephoning me!
Eh, eh, eh, eh, eh, eh...
I'm busy!

Can call all you want,
but there's no one home,
you're not gonna reach my telephone!
'Cause I'm out in the club,
and I'm sipping that bub,
and you're not gonna reach my telephone!

Call when you want,
but there's no one home,
and you're not gonna reach my telephone!
'Cause I'm out in the club,
and I'm sipping that bub,
and you're not gonna reach my telephone!

My telephone!
M-m-my telephone!
'Cause I'm out in the club,
and I'm sipping that bub,
and you're not gonna reach my telephone!

My telephone!
M-m-my telephone!
'Cause I'm out in the club,
and I'm sipping that bub,
and you're not gonna reach my telephone!

We're sorry... the number you have reached is not in service at this time.
Please check the number, or try your call again.

SCORES FOR KEYBOARD

ADAPTATION AND TRANSCRIPTION BY DEUDET COPPEN

TELEPHONE

Lady GaGa featuring Beyoncé

PARTITURA GRÁTIS