


VOLUME 28



★
**JOHN
COLTRANE**

Giant Steps

Impressions

26-2

Up Against The Wall

Dear Lord

A Love Supreme

Mr. Day

Countdown





For All Musicians

Play-A-Long Book & Recording Set



by Jamey Aebersold

CONTENTS

INTRODUCTION	i
SELECTED DISCOGRAPHY	iii
 CONCERT KEY SONGS & CHORD/SCALE PROGRESSIONS	2
 Bb INSTRUMENT SONGS & CHORD/SCALE PROGRESSIONS	12
 Eb INSTRUMENT SONGS & CHORD/SCALE PROGRESSIONS	22
 BASS CLEF INSTRUMENT SONGS & CHORD/SCALE PROGRESSIONS	32
SCALE SYLLABUS	31

Published by
JAMEY AEBERSOLD
 1211 Aebersold Drive
 New Albany, IN 47150

COVER DESIGN BY PETE GEARHART
 Photos on pages 11 and 21 by DUNCAN SCHIEDT

COPYRIGHT ©1983 by JAMEY AEBERSOLD
 All Rights Reserved
 International Copyright Secured
 All Copyrights Used by Permission

COLTRANE'S MUSICAL EVOLUTION—THREE PERIODS

John Coltrane's musical evolution spanned the years 1955–1967. During those twelve years there were three major periods in which his playing and the material he used changed considerably.

The first stage was his recordings with Miles Davis on both the Prestige and Columbia record labels and the "Giant Step" period on Atlantic Records. The music with Miles consisted mostly of standards and jazz originals with the usual bebop chord changes. Of course, the famous "Kind of Blue" session (1959) with Miles, Cannonball Adderley and Bill Evans was a major landmark in jazz, for it presaged the coming modal period which runs from the early 60's to the present time. In Trane's case, he was to return to an exhaustive exploration of modal playing in his second stage.

But before doing that, he was still interested in chord changes and, in a spurt of creative energy, he created the "Giant Step" cycle. This cycle was to become incorporated in a number of standards and originals in 1959–60. The second period belonged to the famous quartet with McCoy Tyner, Elvin Jones and Jimmy Garrison in which modal playing was extensively explored as never before. It is the general feeling among musicians of my age group that this music which was played along the conventional standards of jazz up to that time (steady pulse and chord changes) was probably the most intense small group jazz ever played, in terms of sheer energy. And, of course, the musical influences are still felt, much like Charlie Parker's music was on all musicians after him.

Coltrane's final period from 1965 until his death in 1967 was generally considered avant-garde in approach and content. He employed auxiliary horn and percussion players and the performances were punctuated with extensive use of the saxophone's screaming altissimo range and waves of multi-note lines employing overblown tones (harmonics). The music was mostly "free-form" in both a rhythmical (no steady pulse) and harmonic sense (no ongoing chord or modal cycles). For me, this music had a religious, primordial feeling paradoxically ahead of its time in a musical sense, but harking back to the most primitive tribal music of all cultures.

COMPOSITIONS IN PLAY-A-LONG (VOLUMES 27 & 28) FIRST PERIOD

Mr. P.C. was written for the great bassist Paul Chambers, who was with Miles Davis along with Trane in the 50's, as well as the main bassist on most of John's recordings as a leader during this period. It is a straight-forward minor blues with no surprising harmonic twists.

Some Other Blues has a slightly different than usual set of changes for the head, but the blowing is, again, a straight-forward F blues.

Mr. Day comes from an Atlantic album called "Coltrane Plays The Blues," which features different compositional turns on the standard blues form. It's obvious that Coltrane, as well as all great improvisors until that time, made an art of stylizing the blues in his own way. In fact, blues playing is one of the "required" courses in learning jazz. This blues is unique in its key (F sharp), its use of an ostinato bass vamp, and the usual IV/V progression being changed to IV/III minor. Also, the beauty of Trane's solo on this is how diatonic he stays along the chords and yet never loses interest.

THE GIANT STEP CYCLE

Giant Steps was the title tune of that ground-breaking album in which Trane improvised on the cycle of up a minor third, down a fifth, alternating dominant and major chord qualities. The speed at which he did this showed great practice and diligence on what was, and still is, an extremely difficult challenge. Again, the ability to navigate these changes is a must for all improvisors after Coltrane. **Giant Steps** itself is a straight rendering of the cycle.

But, not content to leave the cycle as a one-time event, Coltrane in a most clever creation superimposed the cycle over the standard II/V progression:

D-7	G7	C	C	Standard
D- Eb7	Ab B7	E G7	C	

Countdown is actually the Miles Davis tune "Tune-up." This is recorded on the original Giant Steps album and is done at an incredible tempo, a feat in itself.

26-2 is the Charlie Parker tune "Confirmation" with the Giant Step cycle instead of the usual changes. There were several more tunes in this vein, including the "Fifth House" ("What Is This Thing Called Love") and "Satellite" ("How High The Moon"). All in all, this was a major harmonic creation, a kind of end-all to changes in a certain way, and in itself would have assured Coltrane's place as an innovator in jazz.

Naima belongs in a class by itself as a composition in its use of the two pedal points Eb and Bb throughout the tune, with superimposed changes above. For many listeners this melody, written for Trane's first wife, is his most lyrical and well-known. The challenge here is to improvise over the static pedal point.

Like Sonny was based on a phrase that Trane got from the other great tenor man of that period, Sonny Rollins. The tune is a motif based on minor third harmonic movement.

COMPOSITIONS FROM THE MODAL PERIOD

Spiritual is based on a hymn in which, after a rubato statement of the melody, the blowing is based on a II/V vamp, but is treated as the dorian mode. The dorian was the most often explored minor mode for Trane. Again, as in **Mr. Day**, his solo on this track is a study in scale tone usage, whereas later solos employ much more chromaticism.

The Promise was played on soprano and uses the dorian mode and two chord changes. The challenge here is not to slip into bebop clichés on the F7, D7 part of the tune, but treat it modally as in the case of the G dorian.

Impressions is basically an exact copy of Miles Davis' "So What," except that there is more emphasis on the mixolydian (G7) aspect of the mode rather than the dorian (Dmi 7). **Impressions** is the classic "Coltrane Burnout Tune."

A Love Supreme is the title tune from what is considered the seminal album of the quartet in 1965. After this recording, Trane moved on to his final stage of expression. The composition itself is a simple melody based in F minor.

Blues Minor was recorded during Trane's transition period from changes to modal (1959-60). It is a minor blues of sorts although there is no V chord. The form is tricky because of the eight bars of F minor in front of and in back of the IV chord.

Up Against The Wall is a straight-ahead blues in Ab, with a rather funky melody and feel to it. **Dear Lord** and **Crescent** seemed to mark the beginnings of Coltrane's strong spiritual influence in the music, both by titles and content. **Dear Lord** has got to be one of the most diatonic melodies ever written, especially from an artist known for his chromatic forays and "sheets of sound." Again, the key is unusual (D major).

Crescent is the title tune from my favorite Coltrane album recorded in 1964. The rubato melody is both modal and harmonic with changes. The harmony for the blowing seems to come from an older period (II/V), but the improvisation is a masterpiece of form, lyricism, harmonic and rhythmical daring.

THE PLAY-A-LONG

My role in the recording was to provide the melody and the feel of Coltrane's improvisations, so that this excellent rhythm section could have something concrete to focus on during the recording session.

Harold Mabern is a long-time New York jazz man whose understanding of McCoy Tyner's fourth voicings, as well as Wynton Kelly's comping on the earlier tunes, ranks among the top in jazz. Add to this his crisp attack and you have some great comping to play with.

Ron Carter does what he has done countless times before . . . provides the rhythmic feel and harmonic lines which are perfect for the situation.

Adam Nussbaum is one of the best young drummers playing in the jazz tradition. After spending several years with me, he now plays with the John Scofield Trio as well as with Stan Getz. He has a very mature understanding of what makes jazz sounds authentic, as well as having learned the essence of Elvin Jones' style, which was so essential to the middle period of John Coltrane.

This play-a-long is essential to understanding the music of our last great jazz genius, John W. Coltrane.

David Liebman
December, 1982

JOHN COLTRANE - A SELECTED DISCOGRAPHY

Many of these recordings are available thru "DOUBLE-TIME" JAZZ, 1211 Aebersold Drive, New Albany, Ind. 47150. Write for complete catalog, no charge.

- DIZZY GILLESPIE AND HIS ORCHESTRA - Capitol 57797, 57839, 15852, 15611, 15849, 57892
 DIZZY GILLESPIE SEXTET - Decca 3600, 3601
 EARL BOSTIC AND HIS ORCHESTRA - King 4356, 4550, 4568, 4570
 JOHNNY HODGES AND HIS ORCHESTRA-USED TO BE DUKE - Verve 8150
 THE NEW MILES DAVIS QUINTET - Prestige 7254
 PAUL CHAMBERS-JAZZ IN TRANSITION - Transition 30
 PAUL CHAMBERS - Jazz West 7
 JOHN COLTRANE WITH HANK MOBLEY-TWO TENORS - Prestige 7670
 MILES DAVIS-COOKIN' - Prestige 7094
 MILES DAVIS-RELAXIN' - Prestige 7129. Prestige 24001 combines #7094 and #7129.
 MILES DAVIS AND THE MODERN JAZZ GIANTS - Prestige 7150
 MILES DAVIS-WORKIN' - Prestige 7166
 MILES DAVIS PLAYS JAZZ CLASSICS - Prestige 7373
 MILES DAVIS-STEAMIN' - Prestige 7580
 MILES DAVIS AND JOHN COLTRANE PLAY RICHARD RODGERS - Prestige 7322
 SONNY ROLLINS-TENOR MADNESS - Prestige 7657
 LEONARD BERNSTEIN-WHAT IS JAZZ? - Columbia 919
 MILES DAVIS-ROUND ABOUT MIDNIGHT - Columbia 949
 FOUR TENOR SAXES-TENOR CONCLAVE - Prestige 7249
 PAUL CHAMBERS-WHIMS OF CHAMBERS - Blue Note 1534
 THE CATS - New Jazz 8217
 MAL WALDRON SEXTET - Prestige 7341
 JOHN COLTRANE-DAKAR - Prestige 7280
 JOHN COLTRANE-PAUL QUINCHETTE QUINTET - Prestige 7158
 COLTRANE PLAYS FOR LOVERS - Prestige 7426
 JOHN COLTRANE-THE FIRST TRANE - Prestige 7609
 JOHN COLTRANE-LUSH LIFE - Prestige 7581. Prestige 24014 combines #7609 and #7581.
 THELONIOUS MONK-MONK'S MUSIC - Riverside 3004
 JOHN COLTRANE-TRANEING IN - Prestige 7651
 JOHN COLTRANE-BLUE TRAIN - Blue Note 1577
 PRESTIGE ALL STARS-WHEEL IN' AND DEALIN' - Prestige 8327
 SONNY CLARK-SONNY'S CRIB - Blue Note 1576
 WINNERS CIRCLE - Bethlehem 6024
 RED GARLAND-ALL MORNING LONG - Prestige 7130
 RED GARLAND-SOUL JUNCTION - Prestige 7181
 RED GARLAND-HIGH PRESSURE - Prestige 7209
 RED GARLAND-DIG IT - Prestige 7229
 THE RAY DRAPER QUINTET FEATURING JOHN COLTRANE - New Jazz 8228
 ART BLAKEY BIG BAND - Bethlehem 6027
 GENE AMMONS AND HIS ALL STARS-GROOVE BLUES - Prestige 7201
 GENE AMMONS AND HIS ALL STARS-THE BIG SOUND - Prestige 7132
 JOHN COLTRANE-THE BELIEVER - Prestige 7292
 JOHN COLTRANE-THE LAST TRANE - Prestige 7378
 JOHN COLTRANE-SOULTRANE - Prestige 7531. Prestige 24003 combine #7531 and #7651.
 KENNY BURRELL-JOHN COLTRANE - New Jazz 8276
 WILBUR HARDEN QUINTET - Savoy 12127
 JOHN COLTRANE-TRANE'S REIGN - Prestige 7746
 MILES DAVIS-MILESTONES - Columbia 1193
 JOHN COLTRANE-BLACK PEARLS - Prestige 7316
 MILES DAVIS-JAZZ TRACK - Columbia 1268
 MICHEL LEGRAND-LEGRAND JAZZ - Columbia 8079
 MILES DAVIS-MILES AND MONK AT NEWPORT - Columbia 8978
 JOHN COLTRANE-STARBUST - Prestige 7268
 JOHN COLTRANE-STANDARD COLTRANE - Prestige 7243. Same as THE MASTER - Prestige 7825
 JOHN COLTRANE-BAHIA - Prestige 7353

- WILBUR HARDEN-JAZZ WAY OUT - Savoy 13004
 WILBUR HARDEN-TANGANYIKA STRUT - Savoy 13005
 GEORGE RUSSELL-NEW YORK N.Y. - Decca 9216
 JOHN COLTRANE-COLTRANE TIME - United Artists 5638
 RAY DRAPER-A TUBA JAZZ - Jubilee 1090
 BAGS AND TRANE - Atlantic 1368
 CANNONBALL ADDERLEY QUINTET IN CHICAGO - Mercury 20449
 MILES DAVIS-KIND OF BLUE - Columbia 8163
 JOHN COLTRANE-GIANT STEPS - Atlantic 1311
 JOHN COLTRANE-COLTRANE JAZZ - Atlantic 1354
 ECHOES OF AN ERA - Roulette RE-120
 JOHN COLTRANE AND DON CHERRY-THE AVANT-GARDE - Atlantic 1451
 JOHN COLTRANE-MY FAVORITE THINGS - Atlantic 1361
 JOHN COLTRANE-COLTRANE PLAYS THE BLUES - Atlantic 1382
 JOHN COLTRANE-COLTRANE'S SOUND - Atlantic 1419
 JOHN COLTRANE-THE COLTRANE LEGACY - Atlantic 1553
 THE BEST OF JOHN COLTRANE - Atlantic 1541
 THE ART OF JOHN COLTRANE-THE ATLANTIC YEARS - Atlantic 2-313
 MIMLES DAVIS-SOMEDAY MY PRINCE WILL COME - Columbia 8456
 JOHN COLTRANE-AFRICA BRASS - Impulse 6 or MCA 29007
 JOHN COLTRANE-OLE COLTRANE - Atlantic 1373
 JOHN COLTRANE-COLTRANE "LIVE" AT THE VILLAGE VANGUARD - Impulse 10 or MCA 29009
 JOHN COLTRANE-QUARTET - Impulse 203
 JOHN COLTRANE-COLTRANE - Impulse 21 or MCA 29011
 JOHN COLTRANE-BALLADS - Impulse 32 or MCA 29012
 DUKE ELLINGTON AND JOHN COLTRANE - Impulse 30 or MCA 29032
 JOHN COLTRANE WITH JOHNNY HARTMAN - Impulse 40 or MCA 29013
 THE DEFINITIVE JAZZ SCENE - Impulse 9101 Vol. 3
 SELFLESSNESS-JOHN COLTRANE - Impulse 9161
 JOHN COLTRANE-COLTRANE "LIVE" AT BIRDLAND - Impulse 50 or MCA 29015
 JOHN COLTRANE-CRESCENT - Impulse 66 or MCA 29016
 JOHN COLTRANE-A LOVE SUPREME - Impulse 77 or MCA 29017
 THE JOHN COLTRANE QUARTET PLAYS - Impulse 85 or MCA 29018
 THE NEW WAVE IN JAZZ - Impulse 90
 JOHN COLTRANE-KULU SE MAMA - Impulse 9106 or MCA 29021
 JOHN COLTRANE-ASCENSION - Impulse 95 or MCA 29020
 NEW THING AT NEWPORT - Impulse 94 or MCA 29019
 JOHN COLTRANE-TRANSITION - Impulse 9195 or MCA 29027
 JOHN COLTRANE-SUN SHIP - Impulse 9211 or MCA 29028
 JOHN COLTRANE-INFINITY - Impulse 9225
 JOHN COLTRANE-LIVE IN SEATTLE - Impulse 9202-2 or MCA 204134
 JOHN COLTRANE-OM - Impulse 9140 or MCA 29024
 JOHN COLTRANE-MEDITATIONS - Impulse 9110 or MCA 29022
 JOHN COLTRANE-COSMIC MUSIC - Impulse 9148 or MCA 29025
 JOHN COLTRANE-"LIVE" AT THE VILLAGE VANGUARD AGAIN - Impulse 9124 or MCA 29010
 JOHN COLTRANE-CONCERT IN JAPAN - Impulse 9246-2 or MCA 2-4135
 JOHN COLTRANE-EXPRESSION - Impulse 9120 or MCA 29023
 THE BEST OF JOHN COLTRANE VOL.1 - Impulse 9200-2
 THE BEST OF JOHN COLTRANE VOL.2 - Impulse 9223-2
 THE BEST OF JOHN COLTRANE VOL.3 - Impulse 9278-2
 JOHN COLTRANE-AFRICA/BRASS VOL.2 - Impulse 9273 or MCA 29008
 JOHN COLTRANE-INTERSTELLAR SPACE - Impulse 9277 or MCA 29029
 JOHN COLTRANE-HIS GREATEST YEARS - MCA 2-4130
 JOHN COLTRANE-HIS GREATEST YEARS VOL.2 - MCA 2-4132
 JOHN COLTRANE-HIS GREATEST YEARS VOL.3 - MCA 2-4133
 THE GENTLE SIDE OF JOHN COLTRANE - MCA 2-4136
 THE OTHER VILLAGE VANGUARD TAPES - MCA 2-4137
 THE MASTERY OF, VOL.1 - MCA 2-4138
 THE MASTERY OF, VOL.2 - MCA 2-4139
 THE MASTERY OF, VOL.3 - MCA 2-4140



Impressions

Slow Version ♩=224, Play 9 Choruses

Faster Version ♩=300, Play 12 Choruses

The main musical score consists of eight staves of music in 4/4 time. The first staff begins with a treble clef and a key signature of one sharp (F#). The first measure is marked with a 'D-' chord. The melody is characterized by long, flowing lines with many slurs. The second staff continues the melody with a key signature change to two sharps (F# and C#). The third staff returns to the 'D-' chord. The fourth staff continues with the two-sharp key signature. The fifth staff is marked with an 'Eb-' chord and features a triplet of eighth notes. The sixth staff continues with the Eb key signature. The seventh staff returns to the 'D-' chord. The eighth staff concludes with a key signature change to one sharp (F#).

SOLO

*ENDING
FADE ON D-*

The solo section is a single staff of music with four measures. Each measure contains a chord and a rhythmic pattern of eighth notes. The chords are: D- (first measure), D- (second measure), Eb- (third measure), and D- (fourth measure). Below each measure, the word 'BARS' is written with a bracket indicating the duration of the eighth-note pattern.

Giant Steps



Slow Version ♩=224, Play 14 Choruses

Faster Version ♩=308, Play 19 Choruses

Handwritten musical notation for the first system, including notes and chords:

B^Δ D7 G^Δ B^{b7} E^{bΔ} A- D7
G^Δ B^{b7} E^{bΔ} F^{#7} B^Δ F- B^{b7}
E^{bΔ} A- D7 G^Δ C^{#-} F^{#7}
B^Δ F- B^{b7} E^{bΔ} C^{#-} F^{#7}

SOLO

Handwritten musical notation for the solo section, including notes and chords:

B^Δ D7 G^Δ B^{b7} E^{bΔ} A-D7 G^Δ B^{b7} E^{bΔ} F^{#7} B^Δ F- B^{b7}
E^{bΔ} A- D7 G^Δ C^{#-} F^{#7} B^Δ F- B^{b7} E^{bΔ} C^{#-} F^{#7}

LAST X END ON E^{bΔ}

Copyright ©1974 by Jowcol Music
 This Arrangement Copyright ©1983 by Jowcol Music Used by Permission
 International Copyright Secured Made in U.S.A. All Rights Reserved



26-2

Play 7 Choruses

$\text{♩} = 210$

F A^b7 D^b E⁷ A C⁷ C- F⁷

B^b C[#]7 F[#] A⁷ D- G⁷ G- C⁷

F A^b7 D^b E⁷ A C⁷ C- F⁷

B^b A^b7 D^b E⁷/_B A C⁷ F

BRIDGE

C- F⁷ E- A⁷ D F⁷ B^b

E^b- A^b7 D^b G- C⁷

F A^b7 D^b E⁷ A C⁷ C- F⁷

B^b A^b7 D^b E⁷/_B A C⁷ F

SOLO

F A^b7 D^b E⁷ A C⁷ C- F⁷ B^b C[#]7 F[#] A⁷ D- G⁷ G- C⁷ F A^b7 D^b E⁷

A C⁷ C- F⁷ B^b A^b7 D^b E⁷/_B A C⁷ F **BRIDGE** C- F⁷ E- A⁷ D F⁷ B^b E^b-

A^b7 D^b G-C⁷ F A^b7 D^b E⁷ A C⁷ C- F⁷ B^b A^b7 D^b E⁷/_B A C⁷ F

CODA **LAST X ONLY** B^b A^b7 D^b E⁷ A **BREAK** C⁷ F⁷ F⁷ F⁷

Copyright ©1977 by Jowcol Music
 This Arrangement Copyright ©1983 by Jowcol Music Used by Permission
 International Copyright Secured Made in U.S.A. All Rights Reserved

Up Against The Wall



Play 12 Choruses

$\text{♩} = 150$

(BASS IN '2'
ON HEAD)

Chord progression for the main piece:

- Line 1: $A\flat 7$, $D\flat 7$, $A\flat 7$
- Line 2: $D\flat 7$, $A\flat 7$
- Line 3: $E\flat 7$, $D\flat 7$, $A\flat 7$, $E\flat 7$
- Line 4: $A\flat 7$, $D\flat 7$, $A\flat 7$
- Line 5: $D\flat 7$, $A\flat 7$
- Line 6: $E\flat 7$, $D\flat 7$, $A\flat 7$, $B\flat -$, $E\flat 7$

SOLO (A \flat BLUES)

Chord progression for the solo section:

- Line 1: $A\flat 7$, $D\flat 7$, $A\flat 7$
- Line 2: $D\flat 7$, $A\flat 7$
- Line 3: $E\flat 7$, $D\flat 7$, $A\flat 7$, $B\flat -$, $E\flat 7$

($B\flat -$) ($A\flat -$)

Copyright ©1977 by Jowcol Music
 This Arrangement Copyright ©1983 by Jowcol Music
 International Copyright Secured Made in U.S.A. Used by Permission
 All Rights Reserved



Dear Lord

PLAY 2 Choruses

$\text{♩} = 97$

(W/ "TWO" FEEL IN RHYTHM SECTION)

The musical score is written for guitar in G major (one sharp) and 4/4 time. It consists of eight staves of music. The first staff begins with a treble clef, a key signature of one sharp (F#), and a 4/4 time signature. The tempo is marked as quarter note = 97. A handwritten instruction above the first staff reads "(W/ 'TWO' FEEL IN RHYTHM SECTION)".

The score includes various guitar-specific notations:

- Chord diagrams: D^{Δ} , B^- , $B^-{\Delta}$, B^-7 , B^-6 , $A7$, $A7+$, E^- , and E^-/A .
- Accents: ^ over notes.
- Arpeggios: ^ over notes.
- Triplets: 3 over groups of notes.
- Slurs: — over groups of notes.
- Phrasing slurs: — over groups of measures.
- Dynamic markings: mf and f .
- Rests: 0 for muted notes.

Copyright ©1977 by Jowcol Music
 This Arrangement Copyright ©1983 by Jowcol Music Used by Permission
 International Copyright Secured Made in U.S.A. All Rights Reserved

Dear Lord

continued...



D^Δ
G^Δ
F#⁻
E⁻
G^Δ
A^{7sus4} A⁷ B^{bΔ} D^Δ
(1ST X (A⁷))

SOLO

D^Δ E⁻ D^Δ B⁻ B^{-Δ} B⁻⁷ B⁻⁶ B⁻
B^{-Δ} B⁻⁷ B⁻⁶ E⁻ A⁷ E/A A⁷⁺
D^Δ B⁻ E⁻ A⁷ D^Δ E⁻ D^Δ G^Δ G^Δ
F#⁻ G^Δ E⁻ F#⁻ G^Δ A^{7sus4} A⁷ B^{bΔ} D^Δ
(1ST X (A⁷))

FERMATAS USED ON 2ND CHORUS ONLY



A Love Supreme

(♩ = 114)

(RUBATO)

(RHYTHM SECTION ENTER)

E^Δ IMPROVISE FREELY

Handwritten musical notation on a single staff, showing a treble clef and a whole note chord marked with a sharp sign (F#).

(IN TIME)

(BASS)

Handwritten musical notation on a bass clef staff, showing a 4/4 time signature and a series of eighth notes.

(DRUMS ENTER HERE)

(PIANO ENTER)

F-

Handwritten musical notation on a treble clef staff, showing a 4/4 time signature and a series of quarter notes. A bracket above the staff indicates a 7-bar section.

F⁵ (MELODY)

SIMILE

Handwritten musical notation on a treble clef staff, showing a melody with eighth notes and triplets.

Handwritten musical notation on a treble clef staff, showing a melody with eighth notes and triplets.

Handwritten musical notation on a treble clef staff, showing a melody with eighth notes and triplets.

Handwritten musical notation on a treble clef staff, showing a melody with eighth notes and triplets.

SOLD

(IN TIME)

SOLD ON F-(DORIAN)

Handwritten musical notation on a treble clef staff, showing a melody with eighth notes and triplets.

FADE OUT ENDING!

Mr. Day



Play 23 Choruses

(♩ = 244)

(F# BLUES)

A (BASS FIGURE)

(B1B-

SOLO

Copyright ©1977 by Jowcol Music
 This Arrangement Copyright ©1983 by Jowcol Music
 International Copyright Secured Made in U.S.A. Used by Permission All Rights Reserved



Countdown

Play 11 Choruses

$\text{♩} = 255$

E- F7 B \flat Δ D \flat 7 G \flat Δ A7 D Δ

D- E \flat 7 A \flat Δ B7 E Δ G7 C Δ

C- D \flat 7 G \flat Δ A7 C \flat D Δ F7 B \flat Δ

E- F7 B \flat Δ E \flat 7+4

⊕ LAST X ONLY

SOLO

E- F7 B \flat Δ D \flat 7 G \flat Δ A7 D Δ D- E \flat 7 A \flat Δ B7 E Δ G7 C Δ

C- D \flat 7 G \flat Δ A7 D Δ F7 B \flat Δ E- F7 B \flat Δ E \flat 7+4

⊕ LAST X

E- F7 B \flat Δ D \flat 7 G \flat Δ F7 B \flat Δ A7

D Δ B \flat Δ G \flat Δ D Δ

B \flat Δ G \flat Δ D Δ Rit. D Δ

Copyright ©1977 by Jowool Music
 This Arrangement Copyright ©1983 by Jowool Music Used by Permission
 International Copyright Secured Made in U.S.A. All Rights Reserved



SCALE SYLLABUS

LEGEND: H = Half Step, W = Whole Step, Δ = Major 7th, + or # = raise H; D or - = lower H; Ø = Half-diminished; -3 = 3H (Minor Third)

CHORD/SCALE SYMBOL	SCALE NAME	SCALE IN KEY OF C	BASIC CHORD IN KEY OF C
C	Major	C D E F G A B C	C E G
C7	Minor 7th	C D E F G A Bb C	C E G Bb
C7	Minor(Dorian)	C D E F G A Bb C	C E G Bb D
Cø	Half Diminished(Locrian)	C D E F G Ab Bb C	C E G Bb
Cø	Diminished(8 tone scale)	C D Eb F G Ab A B C	C E G Bb A (Bbb)

INTRODUCTION TO SCALE SYLLABUS

Each chord/scale symbol (C7, C-, CA+4, etc.) represents a series of tones which the improviser can use when improvising or soloing. Scales and chords are the backbone of our music and the better you equip yourself, the more fun you will have playing music. These series of tones have traditionally been called scales.

I list the scales in the Scale Syllabus in the same key (C) so you can have a frame of reference and can compare their similarities and differences. You are urged to write and practice them in all twelve keys.

Be sure to listen to David Liebman soloing on all of these scales in the *Scale Syllabus - Volume 26*. It can really help one's ears to hear what these scales actually sound like with saxophone and piano. His transcribed solos are also available in book form.

This *Scale Syllabus* is intended to give the improviser a variety of scale choices which may be used over any chord - major, minor, dominant 7th, half-diminished and diminished. Western music, especially jazz and pop, uses major, dominant 7th, dorian minor scales and chords and the Blues scale more than any other. Scales and chords used less often are the half-diminished and diminished. If we agree on these five chord/scale families as being the most predominant, then we can set them up as categories and list substitute scales beneath each heading . . . see *Scale Syllabus page*.

Each category begins with the scale most clearly resembling the chord/scale symbol given to the left. The scales are arranged according to the degree of dissonance they produce in relation to the basic chord/scale sound. Scales near the top of each category will sound mild or consonant and scale choices further down the list will become increasingly tense or dissonant. Each player is urged to start with the scales at the top and with practice and experimentation gradually work his way down the list to the more dissonant or tension producing scales. You should work with a new scale sound on your instrument until your ears and fingers become comfortable with all the tones in the scale. Also try singing the scale with your voice. Improvise with your voice over the scale you are learning and then play on your instrument what your voice sang.

Music is made of tension and release. Scale tones produce tension or they produce relaxation. The improviser's ability to control the amount and frequency of tension and release will in large measure determine whether he is successful in communicating to the listener. Remember - you, the player are also a listener! Read in *Volume 1 - A New Approach To Jazz Improvisation* for a more detailed explanation of tension and release in melodic development.

Any of the various practice procedures and patterns listed in Volumes 1, 2, 3, 21 or 24 can be applied to the learning and assimilation of any of the scale choices listed in this *Scale Syllabus*. Needless to say, any scale you want to learn should be transposed and practiced in all twelve keys. The column on whole and half step construction I have listed for each scale on the syllabus should prove helpful when transposing a scale to any of the twelve keys.

For additional information on scale substitution, I recommend *Scales For Jazz Improvisation* by Dan Haerle, *Jazz Improvisation* by David Baker, *Patterns for Jazz and Complete Method for Jazz Improvisation* by Jerry Coker, the *Repository of Scales & Melodic Patterns* by Yusuf Lateef and the *Lydian Chromatic Concept* by George Russell. These books are available from Jamey Aebersold, 1211 Aebersold Drive, New Albany, IN 47150 U.S.A. or possibly at your local music store.

Several play-a-long sets offer you an opportunity to practice the various scales in all twelve keys. They are: *Vol. 24 - Major & Minor*; *Vol. 21 - Gettin' It Together*; *Vol. 16 - Turnarounds, Cycles & II/V/7's*; *Vol. 42 - Blues In All Keys* and *Vol. 47 - "Rhythm" In All Keys*.

MAJOR SCALE CHOICES	W & H CONSTRUCTION	SCALE IN KEY OF C	BASIC CHORD IN KEY OF C
CA(Can be written C)	W W W W W H	C D E F G A B C	C E G D
CA+4	W W W W W H H	C D E F# G A B C	C E G Bb D
CA	W W W H W H H	C D E F G A B C	C E G Bb D
CA#6	W W W H W H H	C D E F G A B C	C E G Bb D
CA+5, +4	W W W H W H H	C D E F# G# A B C	C E G Bb D
C	-3 H -3 H -3 H	C D# E F# G A B C	C E G Bb D
C	-3 H W H W H H	C D# E F# G A B C	C E G Bb D
C	W W H W H W H	C D E F# G A B C	C E G Bb D
C	W W H W H W H	C D E F# G A B C	C E G Bb D
C	-3 W H H -3 W	C D E F# G Bb C	C E G B
C	W -3 W -3	C D E G A C	C E G B

2 DOMINANT 7th SCALE CHOICES	W & H CONSTRUCTION	SCALE IN KEY OF C	BASIC CHORD IN KEY OF C
C7	W W W W W H H	C D E F G A Bb C	C E G Bb D
C7	W W W W W H H	C D E F G A Bb C	C E G Bb D
C7 b9	H -3 H W H W W	C D E F G Ab Bb C	C E G Bb D(b)
C7+4	W W W H W H W	C D E F# G A Bb C	C E G Bb D
C7b6	W W W H W H W	C D E F G Ab Bb C	C E G Bb D
C7+ (has #4 & #5)	W W W W W W	C D E F# G# Bb C	C E G Bb D
C7b9 (also has #9 & #4)	H W H W H W H	C D E F# G# A Bb C	C E G Bb D(b)
C7+9 (also has b9, #4, #5)	H W H W H W W	C D E F# G# A Bb C	C E G Bb D(b)
C7	-3 W H H -3 W	C D E F G Bb C	C E G Bb D
C7	W W -3 W -3	C D E G A C	C E G Bb D

4 HALF DIMINISHED SCALE CHOICES	W & H CONSTRUCTION	SCALE IN KEY OF C	BASIC CHORD IN KEY OF C
Cø	W W W W W W W	C D E F G A Bb C	C E G Bb D
Cø	W W W W W W W	Bb C D E F G Bb	C F G Bb D
Cø#2	W W W W W H H	C D E F G A Bb C	C E G Bb D
Cø (with or without #2)	W W W W W H H	C D E F G A Bb C	C E G Bb D

3 MINOR SCALE CHOICES	W & H CONSTRUCTION	SCALE IN KEY OF C	BASIC CHORD IN KEY OF C
C- or C-7	W H W W W H W	C D E F G A Bb C	C E G Bb D F
C- or C-7	W H W W W H W	C D E F G A Bb C	C E G Bb D F
C-A (maj, 7th)	W H W W W H W	C D E F G A Bb C	C E G Bb D F
C- or C-7	W H W W H H W H	C D E F G A Bb C	C E G Bb D F
C- or C-7	-3 W H H -3 W	C D E F G A Bb C	C E G Bb D F
C-A (b6 & maj, 7th)	W H W W H -3 H	C D E F G A Bb C	C E G Bb D F
C- or C-7	W H W W H W H	C D E F G A Bb C	C E G Bb D F
C- or C-b9b6	H W W W W W W	C D E F G A Bb C	C E G Bb D F
C- or C-b6	W H W W W W W	C D E F G A Bb C	C E G Bb D F

4 HALF DIMINISHED SCALE CHOICES	W & H CONSTRUCTION	SCALE IN KEY OF C	BASIC CHORD IN KEY OF C
Cø	H W W W W W W	D E F G A Bb C	C E G Bb
Cø#2	W H W W W W W	C D E F G A Bb C	C E G Bb
Cø (with or without #2)	H W W H H W W	C D E F G A Bb C	C E G Bb
Cø	W H W H W H W	C D E F G A Bb C	C E G Bb

NOTE: The above chord symbol guide is my system of notation. I feel it best represents the sounds I hear in jazz. The player should be aware that each chord symbol represents a series of tones called a scale. Even though a C7+9 would appear to have only a raised 9th, it also has a b9, +4 & +5. The entire C7+9 scale would look like: Root, b9, +9, 3rd, +4, +5, b7 & root (C, D, Eb, E, F#, G, Bb, C). My chord symbol abbreviation is C7+9 and the name of this scale is Diminished Whole Tones sometimes called Super Locrian or Altered Scale. C7b9 appears to have only one altered tone (b9) but actually has three: b9, +9 and +4. The entire scale looks like this: Root, b9, +9, 3rd, +4, 5th, 6th, b7 & root (C, D, Eb, E, F#, G, A, Bb, C). This is called a Diminished scale and my chord symbol abbreviation is C7b9. All scales under the Dominant 7th category are scales that embellish the basic Dominant 7th sound. Some scales provide much more tension than the basic dominant 7th sound and require practice and patience to grasp the essence of their meaning. I encourage you to work with the first side of Volume 3, "The II-V7-I Progression", since it emphasizes Diminished and Diminished Whole Tone scales and chords. * - In category #3, MINOR SCALE CHOICES, the PURE MINOR scale choice is not used very often. I have found the order of preference to be Dorian, Bebop, Melodic, Blues, Pentatonic, and then any of the remaining Minor scale choices.