

# I JUST CAN'T WAIT TO BE KING

Music by ELTON JOHN  
Lyrics by TIM RICE

Happily, rhythmically



*mf*

2

*Simba: I'm*

gon-na be a might - y king, so en - e - mies - be - ware! *Zazu: Well, I've*

nev - er seen a king of beasts with quite so lit - tle hair. *Simba: I'm*



jun - gle and the plains and peaks are  
 on - ly need a lit - tle time, per  
 may be true, but I would rath - er



sched - uled to be mine. I'm gon - na be the rul -  
 haps a lit - tle hair. I'm gon - na be the mane  
 stick to talk - ing Kings. It's eas - y to be roy -

- er of most ev - 'ry - thing a - round,  
 - al e - vent like no king was be - fore.  
 - al if you're al - read - y le - o -



nine. from the grand - est of the moun -  
 I'm brush - ing up on look -  
 It is - n't just my right

gon-na be the mane e-vent, like no king was be-fore. I'm

brush-ing up on look-ing down. I'm work-ing on my roar! Zazu: Thus

Am G D no chord  
far, a rath-er un-in-spir-ing thing. Simba: Oh, I


C D G C/G G  
just can't wait to be king! Zazu: (Spoken:) You've rather a long way to go, young

D




- tains to the hum - ble com - mon ground. — My  
 - ing down, I'm work - ing on — my roar. — The  
 e - ven if my left will be di - vine. — The


Em7



G




A




reign will be — a su - per - awe - some thing. }  
 fau - na and — the flo - ra gon - na swing. }  
 mon - ar - chy — is wait - ing to go zing. — }

To Coda II


G



A



A7



Oh, I just can't wait to be king.

1

D



no chord C

Master! If you think... Simba: No one say-ing "do this," no one say-ing  
Zazu: Now when I said that I...

Am D/F# D

"be there," no one say-ing "stop that," no one say-ing  
What I meant was that the... But what you don't re-al-ize...

G C G/B Am C

"see here." Now see here! Free to run a-round all

D C D D7

day, Well, that's def-i-nite-ly out. free to do it all my

2



I'm ————— No one say - ing



"do this," ————— no one say - ing "be there." —



no one say - ing "stop that," ————— no one say - ing



"see here!" ————— Free to run a-round —



(Quasi spoken:)

way! Zazu: I

think it's time that you and I — ar-ranged a heart - to - heart.



(Sung:)



(Quasi spoken:)

Simba: Kings don't need ad - vice — from lit - tle horn - bills, for a start. — Zazu: If

this is where the mon-ar - chy — is head-ed, count me out! — Out of

G A D/A A

all day. I'll be free

Detailed description: This system contains the first line of music. It features a vocal line in treble clef with lyrics 'all day. I'll be free'. Above the staff are four guitar chord diagrams: G, A, D/A, and A. Below the staff are piano accompaniment staves in treble and bass clefs. The piano part includes chords and melodic lines.

G D/A A7 D

to do it my way.

Detailed description: This system contains the second line of music. It features a vocal line in treble clef with lyrics 'to do it my way.'. Above the staff are four guitar chord diagrams: G, D/A, A7, and D. Below the staff are piano accompaniment staves in treble and bass clefs. The piano part includes chords and melodic lines.

To Coda ⊕

Detailed description: This system is the Coda section, indicated by the text 'To Coda' and a circled cross symbol. It consists of three staves: a vocal line in treble clef (mostly rests), and piano accompaniment staves in treble and bass clefs. The piano part features a rhythmic accompaniment.

D7 Em/D D G/D D D7

Detailed description: This system contains the final line of music. It features a vocal line in treble clef (mostly rests) and piano accompaniment staves in treble and bass clefs. Above the staff are six guitar chord diagrams: D7, Em/D, D, G/D, D, and D7. The piano part includes chords and melodic lines.



C G (Sung:)

ser - vice, out of Af - ri - ca. — I would - n't hang a - bout. — This

Am D no chord

child is get - ting wild ly out of wing! *Simba: Oh, I*

C D G

just can't wait to be king!

*mp*

A $\flat$  D $\flat$ /A $\flat$  A $\flat$  E $\flat$ /A $\flat$  A $\flat$  D $\flat$ /A $\flat$  A $\flat$

G C/G G C/G

The first system of music features a treble clef staff with a key signature of one sharp (F#). Above the staff, four guitar chord diagrams are shown: G (x02320), C/G (x32043), G (x02320), and C/G (x32043). The piano accompaniment consists of a right-hand staff with chords and a left-hand staff with a bass line. The right hand plays chords in the first two measures, followed by a melodic line in the third and fourth measures. The left hand plays a steady bass line.

D7 Em/D D D7 G/D D D7

The second system continues the piece. It features seven guitar chord diagrams: D7 (x02321), Em/D (x02203), D (x02320), D7 (x02321), G/D (x32043), D (x02320), and D7 (x02321). The piano accompaniment shows a more complex right-hand part with some chords held across measures and a consistent bass line.

Em/D D7 D D7

The third system features four guitar chord diagrams: Em/D (x02203), D7 (x02321), D (x02320), and D7 (x02321). The piano accompaniment continues with a melodic right hand and a bass line.

G C/G A G/A D G/D D

The fourth and final system features seven guitar chord diagrams: G (x02320), C/G (x32043), A (x02020), G/A (x32043), D (x02320), G/D (x32043), and D (x02320). The piano accompaniment concludes the piece with a final chord in the right hand and a bass line.

Db



Simba: Ev-'ry-bod-y look left, ev-'ry-bod-y

Bbm



Eb/G



Eb



look right. Ev-'ry-where you look, I'm stand-ing in the

Ab



Db



Ab/C



Bbm



Db



spot - light. *Zazu:* Not yel! *Simba & Chorus:* Let ev-'ry crea - ture go for broke and

Eb



Db



Ab/C



Bbm



Db



sing. Let's hear it in the herd and on the

D.S. al Coda

CODA

D.S.S. al Coda II

No one say-ing

The

CODA II

G

A

A7

just can't wait to be king!

D

G/D

D

G

Oh, oh.

Em

Repeat and Fade

Oh, oh. Oh, I

Chords: Fb, Db, Ab/C, Bbm, Db, Eb, no chord

wing. It's gon-na be \_ King Sim-ba's fin - est fling. Simba: Oh, I

Chords: Db, Eb, Ab, Db, Eb

just can't wait to be king. Oh, I just can't wait to be

Chords: Ab, Db, Eb

king. Oh, I just can't wait

Chords: Ab

to be king!