

DIONISIO AGUADO

METODO DE GUITARRA
(GUITAR METHOD)

SEGUNDA PARTE
(SECOND PART)


Revised and fingered by
Eythor Thorlaksson

The Guitar School - Iceland



LEGATO ON ONE STRING

With different rhythm formations



Play with different accents, either on the first or the second note.



Same fingering as in the previous exercise.



DOUBLE LEGATO






Two staves of musical notation for a guitar exercise. The first staff contains measures 1-4 with fingerings: 1, 0, 1, 3, 1, 3, 3, 1, 3, 4, 1, 2, 4, 2, 4, 3, 1, 3, 3, 1, 3, 4, 3, 4. The second staff contains measures 5-8 with fingerings: 4, 3, 4, 3, 1, 3, 3, 1, 3, 4, 2, 4, 2, 1, 2, 3, 1, 3, 3, 1, 3, 1.

Same fingering as in the previous exercise



Three staves of musical notation for a guitar exercise. The first two staves show a sequence of eighth-note triplets with slurs. The third staff shows a sequence of eighth-note triplets with slurs and fingerings: 13, 13, 34, 24, 13, 13, 34, 24, 24, 34, 13, 13, 24, 12, 13, 13.

Let all the notes in the triplets sound equal.

Two staves of musical notation for a guitar exercise. The first staff contains measures 1-4 with fingerings: 1, 3, 1, 3, 1, 2, 2, 4, 1, 3, 1, 3, 3, 4, 2, 4. The second staff contains measures 5-8 with fingerings: 2, 4, 3, 4, 1, 3, 1, 3, 2, 4, 1, 2, 1, 3, 1, 3.



Study the following exercises to the same extensions as the previous ones.



Do not lift the first finger while fourth finger plays the legato note.

Musical exercise in B-flat major, 4/4 time. The first staff shows a sequence of eighth notes with fingerings: 1 4, 1 4, 1 4, 1 4, 1 4, 1 4, 1 4, 1 4, 2. The second staff continues with eighth notes and a final triplet of eighth notes with fingerings 3, 0, 1.

Study with different accents, either on the first or the second note.

Musical exercise in B-flat major, 4/4 time. The first staff shows eighth notes with fingerings: 4 1, 4 1, 4 1, 4 1, 4 1, 4 1, 4 1, 4 1. The second staff continues with eighth notes and a final triplet of eighth notes with fingerings 3, 0, 1.

Work these exercises slowly to make all three notes sound even.








Musical exercise in D major, 4/4 time. The first staff shows eighth notes with fingerings: 1 3 4, 1 3 4, 1 2 4, 1 3 4, 4 2 1, 4 3 1, 4 3 1, 4 2 1.

Musical exercise in D major, 4/4 time. The second staff shows eighth notes with fingerings: 1 3 4, 1 3 4, 1 2 4, 1 3 4, 4 3 1, 4 3 1, 4 2 1, 4 3 1, 4 3 1.

Musical exercise in D major, 4/4 time. The third staff shows eighth notes with fingerings: 1 4 3, 1 4 3, 1 4 2, 1 4 3, 1 4 3, 1 4 3, 1 4 2, 1 4 3.

Musical exercise in B-flat major, 4/4 time. The fourth staff shows eighth notes with fingerings: 1 0 3, 3 1 4, 3 1 4, 2 1 4, 3 1 4, 3 1 4, 3 1 4, 2 1 4, 2.

Musical exercise in B-flat major, 4/4 time. The fifth staff shows eighth notes with fingerings: 4 1 3, 4 1 3, 4 1 3, 4 1 2, 4 1 3, 4 1 3, 4 1 3, 3 0 1, 1.



LEGATO - JUMPS

1 1 4 2 2 4 3 3 4 2 2 4 3 1

2 2 4 3 1 2 2 4 3 4 3 4

2 4 1 4 1 1 4 1 3 1 4 1 3 1 4 1 2

1 4 1 1 4 1 3 3

1 4 3 1 1 4 3 1 1 2 4 1 4 2 1 1 2 3 1 4 3 1 1 2 4



1 4 3 1 1 2 4 1 4 3 1 1 2 4 1 4 2 1 1 3 2 4 2

1 4 3 1 3 1 3 4 1 4 2 1 2 1 2 4 1 4 3 1 2 1 2 4 1 4 3 1 2 1

1 4 3 1 3 1 3 4 1 4 2 1 2 1 2 4 1 4 3 1 1



LEGATO INDIRECT DOWNWARDS



LEGATO WITH 4 AND 5 NOTES

Musical notation for 'LEGATO WITH 4 AND 5 NOTES' in G major, 2/4 time. It consists of three staves of music. The first staff has six measures with slurs and fingering numbers 4 and 3. The second staff has three measures with slurs and fingering numbers 3 and 2, followed by a double bar line and two more measures with slurs and fingering number 2. The third staff has seven measures with slurs and fingering numbers 23, 24, 24, and a final measure with a fermata.

LEGATO ON TWO STRINGS

Musical notation for 'LEGATO ON TWO STRINGS' in G major, common time. It consists of four staves of music. The first staff has two measures with slurs and fingering numbers 1, 4, 1, 3, 4, and 2. The second staff has four measures with slurs and fingering numbers 1, 3, 4, 4, 1, 3, 4, 4, and a final measure with a double bar line and a circled 4. The third staff has three measures with slurs and fingering numbers 2, 4, 3, 1, 1, 3, 4, 3, 3, 4. The fourth staff has two measures with slurs and fingering numbers 2, 1, 3, 4, 2, and a final measure with a fermata.

Study with different accents, either on the first or the third note in each group.

Four staves of guitar exercises in D major. Each staff contains a sequence of eighth-note groups. The first three staves feature eighth-note pairs with various fingerings (e.g., 2-1-3, 2-1-4, 2-1-3-4) and accents on the first or third notes. The fourth staff includes some chords and a final measure with a circled '4' below the staff.

LEGATO - CROMATIC

Four staves of legato chromatic exercises in D major. The first two staves are in 2/4 time, the third in 2/4, and the fourth in 2/4. They feature continuous eighth-note runs with various fingerings and accents. The exercises include chromatic patterns and specific fingering techniques like triplets and slurs.

LESSONS

GRACE NOTES DOWNWARDS

Allegretto

GRACE NOTES UPWARDS

Andante

ORNAMENTS WITH FOUR NOTES

ORNAMENTS WITH FIVE NOTES

Allegretto

The image displays a musical score for guitar, consisting of six systems of music. Each system is written on a single staff in treble clef with a key signature of three sharps (F#, C#, G#) and a 3/4 time signature. The tempo is marked as 'Allegretto'. The music features various ornaments, primarily five-note ornaments, which are indicated by circled numbers (2, 3, 4, 5, 6) below the notes. The notation includes eighth and sixteenth notes, often beamed together, and rests. Some notes have fingerings (1-4) written above them. The score concludes with a double bar line at the end of the sixth system.

C Minor (harmonic)

G Major (thirds)

A Major (thirds)

F Major (thirds)

LEGATO - THIRDS

Two staves of musical notation for Legato Thirds in G major, C time signature. The first staff contains two measures of music with various triplet and double-triplet patterns. The second staff continues the exercise with similar patterns, including a final measure with a whole note chord.

Legato thirds with finger changes, then one finger must fall firmly on the note while at the same time the other finger slides from one note to the other.

Three staves of musical notation for Legato Thirds in G major, 3/4 time signature. The first staff shows eighth-note patterns with fingerings. The second and third staves show quarter-note patterns with fingerings.

ON SECOND AND THIRD STRING

A single staff of musical notation for Legato Thirds in G major, 3/4 time signature, focusing on the second and third strings. It features eighth-note patterns with fingerings.

ON SECOND AND THIRD STRING

Two staves of musical notation in treble clef, key signature of two sharps (F# and C#), and 3/4 time signature. The first staff contains six measures of music, each with a slur over a pair of notes. Fingerings are indicated by numbers 1, 2, 3, 4, and 2. The second staff contains six measures of music, also with slurs over pairs of notes. Fingerings include 2, 4, 2, 4, 4, 2, 3, 3, 3, 3, 3, 3, and 1.

ON FIRST AND SECOND STRING

Six staves of musical notation in treble clef, key signature of two sharps (F# and C#), and 3/4 time signature. Each staff contains eight measures of music, with slurs over pairs of notes. Fingerings are indicated by numbers 1, 2, 3, 4, and 1. The notation is consistent across all six staves, showing a sequence of eighth-note pairs.

The image displays ten staves of musical notation for guitar, arranged in a single system. The music is written in G major (one sharp) and features a variety of chord voicings and techniques. Fingerings (1, 2, 3) are indicated above notes to guide the player. The notation includes:

- Staff 1: Five measures of music, primarily using two-finger and three-finger chords.
- Staff 2: Five measures, continuing the chordal patterns with some two-finger chords.
- Staff 3: Five measures, featuring more complex voicings and triplets.
- Staff 4: Five measures, including a triplet of eighth notes and various chordal structures.
- Staff 5: Five measures, with a mix of two-finger and three-finger chords.
- Staff 6: Five measures, featuring a triplet of eighth notes and various chordal structures.
- Staff 7: Five measures, including a triplet of eighth notes and various chordal structures.
- Staff 8: Five measures, featuring a triplet of eighth notes and various chordal structures.
- Staff 9: Five measures, including a triplet of eighth notes and various chordal structures.
- Staff 10: Five measures, featuring a triplet of eighth notes and various chordal structures.

SIXTHS

ON FIRST AND THIRD STRING

Musical notation for sixths on the first and third strings in B-flat major, 3/4 time. The exercise consists of 16 measures. The first four measures are: (1) G2, Bb2; (2) A2, C3; (3) Bb2, D3; (4) C3, Eb3. The next four measures are: (5) D3, F3; (6) Eb3, G3; (7) F3, Ab3; (8) G3, Bb3. The next four measures are: (9) Ab3, C4; (10) Bb3, D4; (11) C4, Eb4; (12) D4, F4. The final four measures are: (13) Eb4, G4; (14) F4, Ab4; (15) G4, Bb4; (16) A4, C5. Fingering is indicated by numbers 1-4 above notes and 2-4 below notes.

ON SECOND AND FOURTH STRING

Musical notation for sixths on the second and fourth strings in B-flat major, 3/4 time. The exercise consists of 16 measures. The first four measures are: (1) Bb1, D2; (2) C2, Eb2; (3) D2, F2; (4) Eb2, G2. The next four measures are: (5) F2, Ab2; (6) G2, Bb2; (7) Ab2, C3; (8) Bb2, D3. The next four measures are: (9) C3, Eb3; (10) D3, F3; (11) Eb3, G3; (12) F3, Ab3. The final four measures are: (13) G3, Bb3; (14) Ab3, C4; (15) Bb3, D4; (16) C4, Eb4. Fingering is indicated by numbers 1-4 above notes and 2-4 below notes.

ON THIRD AND FIFTH STRING

Musical notation for sixths on the third and fifth strings in D major, common time. The exercise consists of 16 measures. The first four measures are: (1) D3, F#3; (2) E3, G#3; (3) F#3, A3; (4) G#3, B3. The next four measures are: (5) A3, C#4; (6) B3, D4; (7) C#4, E4; (8) B3, D4. The next four measures are: (9) D4, F#4; (10) E4, G#4; (11) F#4, A4; (12) G#4, B4. The final four measures are: (13) A4, C#5; (14) B4, D5; (15) A4, C#5; (16) B4, D5. Fingering is indicated by numbers 1-2 above notes and 3 below notes.

ON FOURTH AND SIXTH STRING

Musical notation for sixths on the fourth and sixth strings in D major, common time. The exercise consists of 16 measures. The first four measures are: (1) D3, F#3; (2) E3, G#3; (3) F#3, A3; (4) G#3, B3. The next four measures are: (5) A3, C#4; (6) B3, D4; (7) C#4, E4; (8) B3, D4. The next four measures are: (9) D4, F#4; (10) E4, G#4; (11) F#4, A4; (12) G#4, B4. The final four measures are: (13) A4, C#5; (14) B4, D5; (15) A4, C#5; (16) B4, D5. Fingering is indicated by numbers 1-2 above notes and 3 below notes.

ON FIRST AND THIRD STRING

Musical notation for sixths on the first and third strings in D major, common time. The exercise consists of two staves of 16 measures each. The first four measures are: (1) D2, F#2; (2) E2, G#2; (3) F#2, A2; (4) G#2, B2. The next four measures are: (5) A2, C#3; (6) B2, D3; (7) C#3, E3; (8) B2, D3. The next four measures are: (9) D3, F#3; (10) E3, G#3; (11) F#3, A3; (12) G#3, B3. The final four measures are: (13) A3, C#4; (14) B3, D4; (15) A3, C#4; (16) B3, D4. Fingering is indicated by numbers 1-4 above notes and 2-4 below notes.

Practise this exercise also in D Major on second and fourth string

Musical notation for guitar exercise in A major (three sharps: F#, C#, G#), 2/4 time. The exercise consists of three lines of music. The first line starts with a treble clef, a key signature of three sharps, and a 2/4 time signature. It features eighth-note patterns with fingerings 1, 4, and 3 indicated. The second line continues the eighth-note patterns. The third line concludes the exercise with a double bar line and a fermata over the final note.

Practise this exercise also in E Major on second and fourth string.

Musical notation for guitar exercise in A major (three sharps: F#, C#, G#), 2/4 time. The exercise consists of four lines of music. The first line features sixteenth-note patterns with slurs. The second line continues the sixteenth-note patterns with slurs. The third line continues the sixteenth-note patterns with slurs. The fourth line concludes the exercise with a double bar line and a fermata over the final note.

Musical notation for the first system, including a treble clef, key signature of three sharps (F#, C#, G#), and a common time signature. The notation features a melodic line with various fingerings (4, 3) and a bass line with chords and fingerings (2, 1, 3, 0, 4, 0).

Musical notation for the second system, continuing the melodic and bass lines. The melodic line includes many sixteenth-note runs with fingerings (4, 2, 4). The bass line includes chords and fingerings (0, 1, 2, 3, 0, 4).

Let the bass notes live while the legato notes are played.

The musical score consists of seven systems, each containing four measures of music. The first system is in G major (one sharp), the second in C major (no sharps or flats), and the third in D major (two sharps). The remaining four systems are in G major. Each system features a sequence of sixteenth-note patterns. The first measure of each system typically starts with a bass note (fingered 1, 2, 3, or 4) followed by a legato sixteenth-note run (fingered 2, 3, 4). The second measure continues the legato run (fingered 3, 4) and includes a bass note (fingered 1, 2, 3, or 4). The third measure continues the legato run (fingered 3, 4) and includes a bass note (fingered 1, 2, 3, or 4). The fourth measure continues the legato run (fingered 3, 4) and includes a bass note (fingered 1, 2, 3, or 4). A circled '0' indicates an open string, and a circled 'X' indicates a muted string. The score concludes with a double bar line and a final bass note.

STUDIES

Allegro

The musical score consists of ten staves of music, each starting with a treble clef and a key signature of one sharp (F#). The tempo is marked 'Allegro'. The first staff includes fingerings 'i' and 'm' above notes, and dynamics 'p' below notes. The music features a variety of rhythmic patterns, including triplets and slurs. The notation includes stems, beams, and various accidentals. The score concludes with a double bar line and repeat dots.

Andante

The musical score is written for guitar in 2/4 time, marked 'Andante'. It consists of six staves of music. The first staff begins with a treble clef and a 2/4 time signature. The music features a mix of eighth and sixteenth notes, often beamed together. Fret numbers (0, 1, 2, 3, 4) and fingerings (1, 2, 3, 4) are indicated throughout. There are several slurs and accents. The second staff includes a key signature change to one sharp (F#) and a 3/2 time signature change. The third staff has a section marked 'II' with a dashed line. The fourth staff continues with various fret numbers and fingerings. The fifth staff has a section marked 'III' with a dashed line. The sixth staff concludes the piece with a final chord and a fermata.

Allegretto

3

④

④

III

f

④

Allegretto

4

On fourth and fifth string -

4

On third and fourth string -

4

On fourth and fifth string -

4

Allegretto

The musical score consists of ten staves of music. The first staff begins with a treble clef, a key signature of one sharp (F#), and a 3/4 time signature. It features sixteenth-note runs with fingerings 6, 6, and 6, and includes circled numbers 3 and 3. The second staff is marked *f* and includes fingerings 1, 2, 4, 2, 3, 2, and 4 0. The third staff includes fingerings 2 0, 4 1, 2 4, 4 1, and 4 3. The fourth staff is marked *mf* and includes fingerings 3 1 and ends with a double bar line and the word *Fine*. The fifth staff is marked *mf* and includes fingerings 4 and 3. The sixth staff is marked *p* and includes fingerings 4 1, 3, 2, 3, and 2 0. The seventh staff is marked *f* and includes fingerings 2 0, 3, 1 3, and 2. The eighth staff is marked *ff* and includes fingerings 1 3, 2, and 3 1. The ninth staff is marked *f* and includes fingerings 4 2, 4 2, 2, and 3 2. The tenth staff is marked *f* and includes circled numbers 5 and 5. The score concludes with a double bar line and the instruction *D. C. al Fine*.

6 *Andante*

f

mf

I

I

I

First musical staff with treble clef, showing a sequence of sixteenth-note patterns. Fingerings include 1, 2, 3, 4, 0, 3, 4, 2, 3.

Second musical staff with treble clef, showing a sequence of sixteenth-note patterns. Fingerings include 1, 4, 2, 1, 1, 1, 4, 3, 4, 4, 4, 3, 2, 1, 2. A *p* dynamic marking is present.

Third musical staff with treble clef, showing a sequence of sixteenth-note patterns. Fingerings include 1, 4, 3, 2, 3, 1, 4, 3.

Fourth musical staff with treble clef, showing a sequence of sixteenth-note patterns. Fingerings include 4, 3, 1, 3, 2, 4, 3, 2, 1, 3.

Fifth musical staff with treble clef, starting with a *f* dynamic marking and a *V.* section indicator. It shows a sequence of sixteenth-note patterns with circled fingerings: 2, 4, 3, 1, 3, 4, 1, 2, 1, 4, 3, 1, 1, 1, 4, 3, 3, 4, 5, 6, 5, 0, 3, 4.

Sixth musical staff with treble clef, showing a sequence of sixteenth-note patterns. Fingerings include 2, 3, 2, 3, 1, 2, 3, 1, 2, 3, 1.

Allegro

The musical score consists of seven staves of music. The first staff begins with a treble clef, a key signature of three sharps (F#, C#, G#), and a common time signature (C). The tempo is marked 'Allegro'. The music features a complex rhythmic pattern of sixteenth notes, often grouped in sixths (indicated by a '6' above the notes). Fingering numbers (1-4) are placed below the notes. The score includes several repeat signs and first/second endings, labeled with Roman numerals II, V, IV, VII, IX, and VII. The notation includes slurs, accents, and various fingering techniques such as triplets and sixths. The piece concludes with a double bar line and repeat dots.

Andante

The musical score is written for guitar in the key of A major (three sharps) and 2/4 time. It consists of six systems of music, each with a treble clef and a key signature of three sharps. The systems are marked with Roman numerals II, V, II, V, VII, IV, and II. The first system is marked with a '9' in the margin. The score includes various musical notations such as triplets, slurs, and dynamic markings like *f*, *p*, and *mf*. Fingering numbers (1-4) and circled numbers (3, 4, 5) are used to indicate specific fingerings for the notes. The piece concludes with a double bar line and repeat dots.

Allegretto

The musical score consists of six staves of music, all in the key of A major (indicated by three sharps: F#, C#, G#) and a common time signature (C). The tempo is marked 'Allegretto'. The score includes various musical notations such as treble clefs, notes, rests, and dynamic markings. Fingering is indicated by numbers 1-4 in circles, and fret numbers are shown above notes. Some notes are marked with a 'z' symbol, likely indicating a natural harmonium. The staves are connected by dashed lines with Roman numerals (V, II, IV, VII) indicating specific sections or measures. The first staff begins with a '10' in the margin. The piece concludes with a double bar line and repeat dots.

Andante

This musical score is for guitar, marked 'Andante'. It consists of eight staves of music. The key signature has one sharp (F#) and the time signature is common time (C). The music is characterized by intricate fingerings and rhythmic patterns, including many triplets and slurs. The notation includes various fingering numbers (1-4) and rests. There are several repeat signs and first/second endings indicated by dashed lines and Roman numerals (II, III, V). A circled number '3' appears at the end of the second staff. The score concludes with a double bar line and repeat dots at the end of the eighth staff.